

UL-EU CERTIFICATE

Certificate No. UL-EU-01285-EN
Page 1/26
Date of Issue 2023-10-31

Certificate Holder Siderise Insulation Limited
Forge Industrial Estate,
Maesteg,
Mid Glamorgan,
CF34 0AH

Manufacturer A/003

Certified Product Type Fire Stop - Sealant
Product Trade Name Siderise FR-X Fire Rated Wet Zone Sealant
Trademark N/A
Rating/Classification See Appendix

Harmonised Technical Specifications EAD 350454-00-1104, September 2017/ EAD 350141-00-1106/ EN 13501-2
Expiry date 2033-10-30



Authorized Certification Decision Maker
Chris Johnson

This is to certify that representative samples of the Certified Product listed above have been investigated by Underwriters Laboratories to the Standard(s) indicated on this Certificate, in accordance with the UL Global Services Agreement and the UL-EU Mark Service Terms and Conditions ("Agreement"). The Certificate Holder is entitled to use the UL-EU Mark for the Certified Product listed on the certificate and manufactured at the production site(s) listed, in accordance with the terms of the Agreement. Only those products bearing the UL-EU Mark for Europe should be considered as being covered by UL's UL-EU Mark Service. This Certificate shall remain valid through the Expiration date, unless a Standard identified on this Certificate is amended or withdrawn prior to that date or there is a non-compliance with the Agreement.



Appendix UL-EU CERTIFICATE

Certificate No. UL-EU-01285-EN
Page 2/26
Date of Issue 2023-10-31

This certificate relates to the use of Siderise FR-X Fire Rated Wet Zone Sealant for fire stopping where there are joints in or between walls and floors or service penetrations through floors and walls. The detailed scope is given in pages 3 to 24 of this Certificate. This shows the thickness and acceptable dimensions, substrates and orientations required to provide fire resistance periods of up to 240 minutes for differing services and wall/floor constructions.

The product is certificated on the basis of:

- i) Inspection and surveillance of factory production control by UL
- i) Fire resistance test data in accordance with EN 1366-3: 2009 and 1366-4: 2006
- ii) Classification in accordance with EN 13501-2
- iii) Durability and Serviceability as defined in EAD 350141-00-1106

The movement capability of Siderise FR-X Fire Rated Wet Zone Sealant joint seals is restricted to $\leq 7.5\%$

The durability class of Siderise FR-X Fire Rated Wet Zone Sealant is X - intended for use at conditions exposed to weathering. Includes lower use categories.

Siderise FR-X Fire Rated Wet Zone Sealant is a sealant used to form linear gap seals where gaps are present. The intended use is to reinstate the fire resistance performance of floor to floor/ floor to wall joints and wall gaps. Typical locations of linear joints include floors, the perimeter of floors, walls, ceilings and roofs. The sealant may also be used to form a penetration seal around cables, conduits, metallic pipes and plastic pipes to reinstate the fire resistance performance of wall and floor constructions, where they have been provided with apertures for the penetration of services.

The Siderise FR-X Fire Rated Wet Zone Sealant is supplied in liquid form contained within 200 ml, 300 ml, 380 mm and 600 ml containers. The sealant is gunned into the aperture in the separating element/elements to a specified depth.



Appendix UL-EU CERTIFICATE

Certificate No. UL-EU-01285-EN
 Page 3/26
 Date of Issue 2023-10-31

Product-type: Sealant		Intended use: Linear Joint, Gap Seal & Penetration Seal
Assessment method	Essential characteristic	Product Performance
BWR 2 Safety in case of fire		
EN 13501-1	Reaction to fire	Class B-s1, d0
EN 13501-2	Resistance to fire	See pages 4 & 24
BWR 3 Hygiene, health and environment		
Declaration of manufacturer & EN 16516	Content, emission and/or release of dangerous substances	Declaration of manufacturer
EN 1026:2000	Air permeability (material property)	See page 25 [#]
EAD 350141-00-1106, Annex C & EN 12390-8	Water permeability (material property)	No performance determined
BWR 4 Safety in use		
EOTA TR 001:2003	Mechanical resistance and stability	No performance determined
EOTA TR 001:2003	Resistance to impact/movement	No performance determined
EOTA TR 001:2003 ISO 11600 & EAD 350141-00-1106, Clause 2.2.13	Adhesion	No performance determined
EAD 350141-00-1106, Clause 2.2.12	Durability	X
EAD 350141-00-1106, Clause 2.2.13	Movement capacity	No performance determined
EAD 350141-00-1106, Clause 2.2.14	Cycling of perimeter seals for curtain walls	No performance determined
EAD 350141-00-1106, Clause 2.2.15	Compression set	No performance determined
EAD 350141-00-1106, Clause 2.2.16	Linear expansion on setting	No performance determined
BWR 5 Protection against noise		
EN 10140-1,2,4,5/ EN ISO 717-1	Airborne sound insulation	Rw (C;Ctr)= 62 (0;-4) dB*
BWR 6 Energy economy and heat retention		
EN 12664, EN 12667, EN 12939, EN ISO 8990, EN ISO 6946, EN ISO 10456	Thermal properties	No performance determined
EN ISO 12572, EN 12086, EN ISO 10456	Water vapour permeability	No performance determined
*At minimum 12 mm depth and only applicable to linear joint and gap seals		
# Applicable to linear joint and gap seals only		



Appendix UL-EU CERTIFICATE

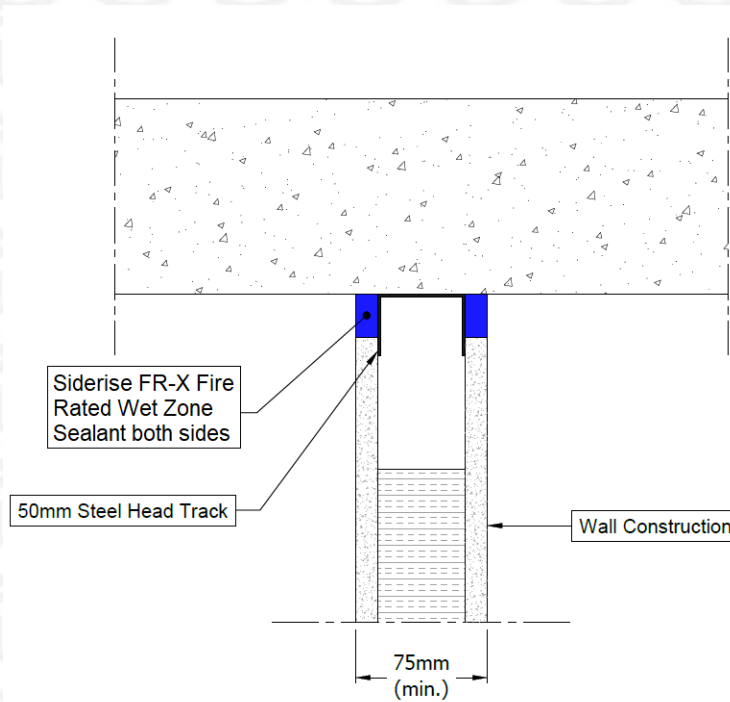
Certificate No. UL-EU-01285-EN
 Page 4/26
 Date of Issue 2023-10-31

Flexible and rigid wall constructions according to 1.2.1 with wall thickness of minimum 75 mm

Linear horizontal wall joints abutting a floor, ceiling or roof

Joint Seal: Siderise FR-X Fire Rated Wet Zone Sealant to both sides of the wall, joint widths up to 25 mm

Construction details:



Substrate	Depth (mm)	Backing	Classification
Wall/Floor	12.5 min.	Minimum 50 mm steel partition head track/ stud	E 60 – T – X – F – W 25 EI 45 – T – X – F – W 25



Appendix UL-EU CERTIFICATE

Certificate No. UL-EU-01285-EN

Page 5/26

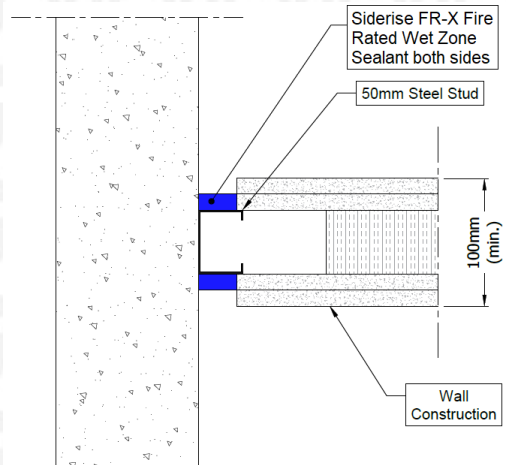
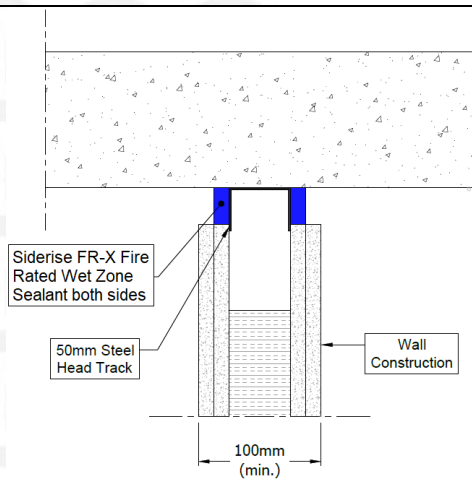
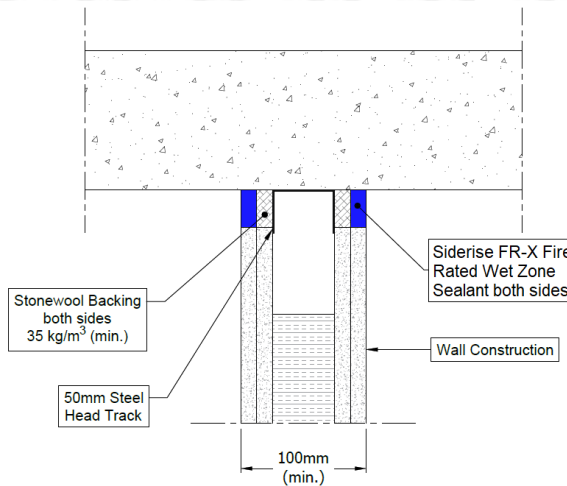
Date of Issue 2023-10-31

Flexible and rigid wall constructions with wall thickness of minimum 100 mm

Linear joints in a vertical construction and horizontal wall joints abutting a floor, ceiling or roof

Joint Seal: Siderise FR-X Fire Rated Wet Zone Sealant to both sides of the wall, joint widths up to 30 mm

Construction details:



Substrate	Depth (mm)	Backing	Classification
Wall/Floor	12.5 min.	12.5 mm stonewool minimum 35 kg/m ³ plus minimum 50 mm steel partition head track	EI 120 – T – X – F – W 30
		Minimum 50 mm steel partition head track /stud	E 90 – T – X – F – W 25
			EI 60 – T – X – F – W 25
			EI 120 – V – X – F – W 15



Appendix UL-EU CERTIFICATE

Certificate No. UL-EU-01285-EN

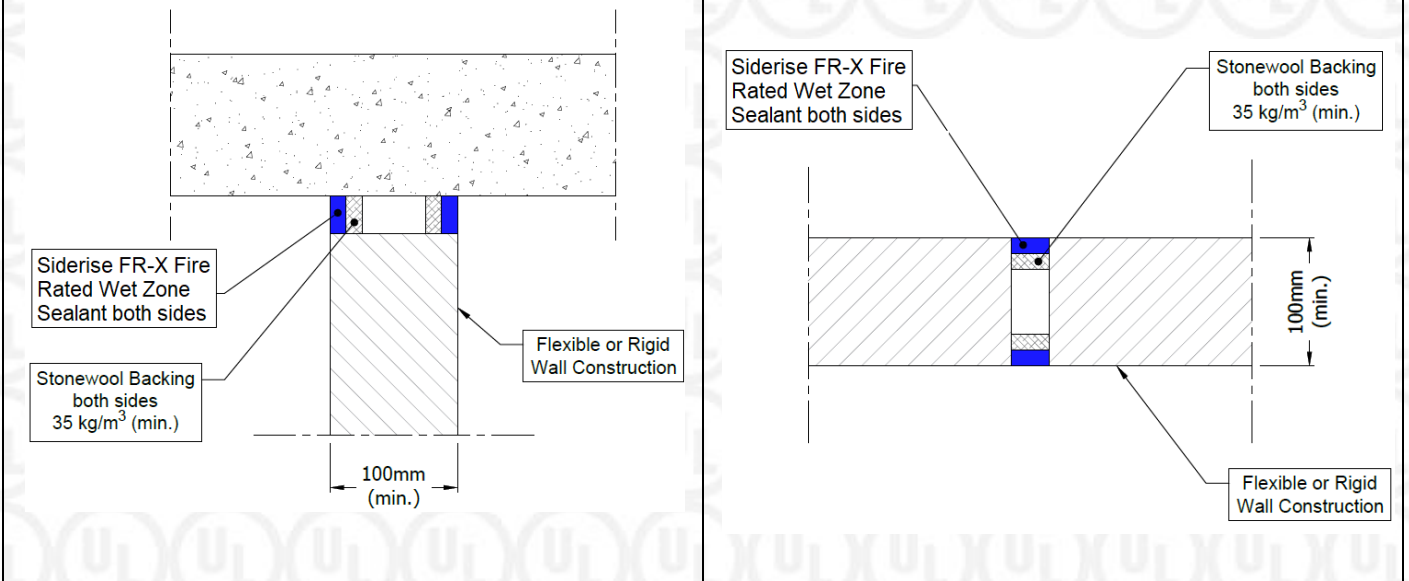
Page 6/26

Date of Issue 2023-10-31

Linear joints in a vertical construction and horizontal wall joints abutting a floor, ceiling or roof

Joint Seal: Siderise FR-X Fire Rated Wet Zone Sealant to both sides of the wall, joint widths up to 30 mm

Construction details:



Substrate	Depth (mm)	Backing	Classification
Wall/Floor	12.5 min.	12.5 mm stonewool minimum 35 kg/m ³	EI 120 – T – X – F – W 30 EI 120 – V – X – F – W 30



Appendix UL-EU CERTIFICATE

Certificate No. UL-EU-01285-EN

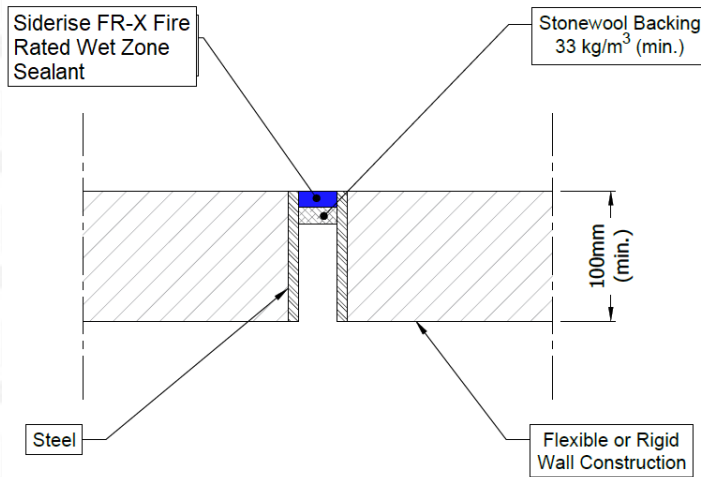
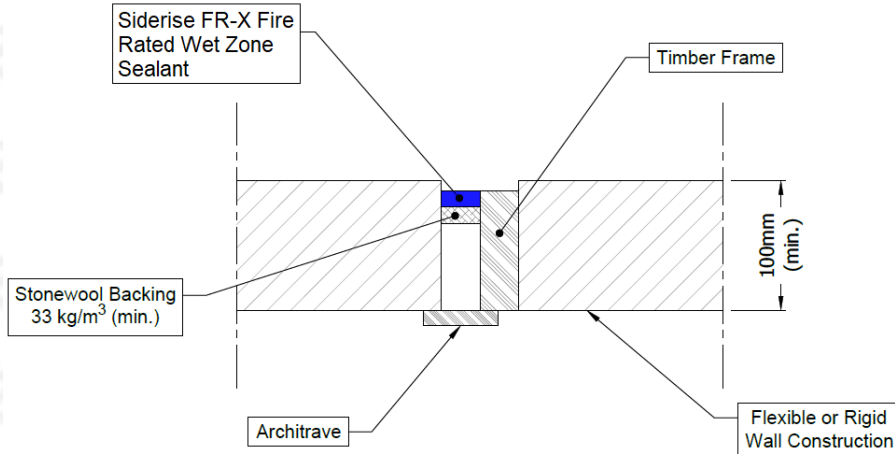
Page 7/26

Date of Issue 2023-10-31

Linear joint or gap seals, vertically or horizontal orientated with backing materials

Joint Seal: Siderise FR-X Fire Rated Wet Zone Sealant to one side of the wall, joint widths up to 30 mm

Construction details:



Substrate	Depth (mm)	Facing (minimum)	Backing	Classification
Flexible or rigid wall / Timber	12.5 min.	Single sided linear seals in flexible or rigid walls against wooden frames covered with architraves on the other side fixed with 27 mm steel pins at nominal 280 mm centres	12.5 mm stone-wool min. 33 kg/m ³	EI 30 – T – X – F – W 30
Flexible or rigid wall / Steel	12.5 min.	Single sided linear seals in flexible or rigid walls against steel frames, or in-between two steel surfaces	12.5 mm stone-wool min. 33 kg/m ³	E 120 – T – X – F – W 30 EI 30 – T – X – F – W 30



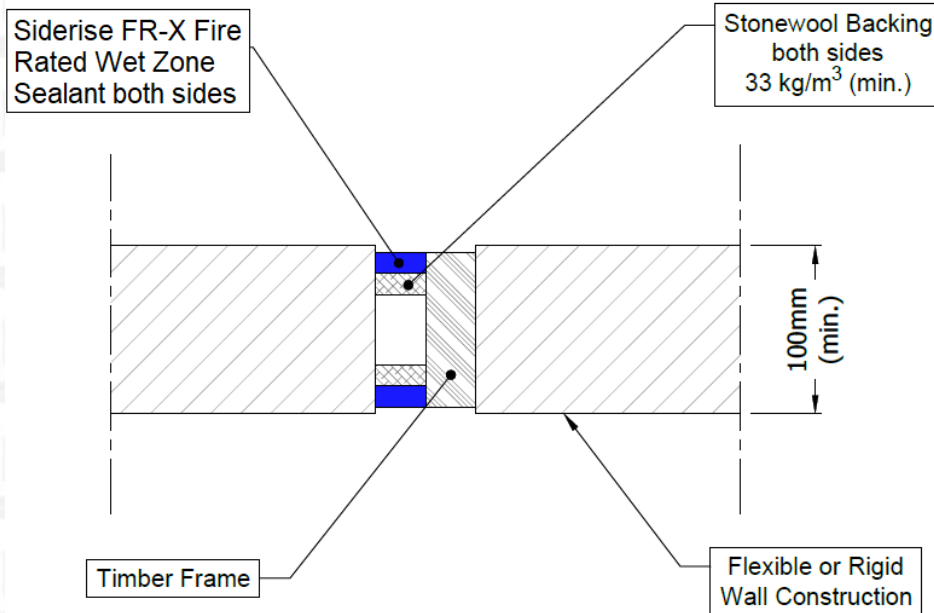
Appendix UL-EU CERTIFICATE

Certificate No. UL-EU-01285-EN
 Page 8/26
 Date of Issue 2023-10-31

Linear joint or gap seals, vertically or horizontal orientated with backing materials

Joint Seal: Siderise FR-X Fire Rated Wet Zone Sealant to both sides of the wall, joint widths up to 30 mm

Construction details:



Substrate	Depth (mm)	Facing	Backing	Classification
Flexible or rigid wall / Timber	12.5 min.	Double sided linear seals in flexible or rigid walls against wooden frames	12.5 mm stone-wool min. 33 kg/m³	EI 60 – V – X – F – W 30
				EI 90 – T – X – F – W 30



Appendix UL-EU CERTIFICATE

Certificate No. UL-EU-01285-EN

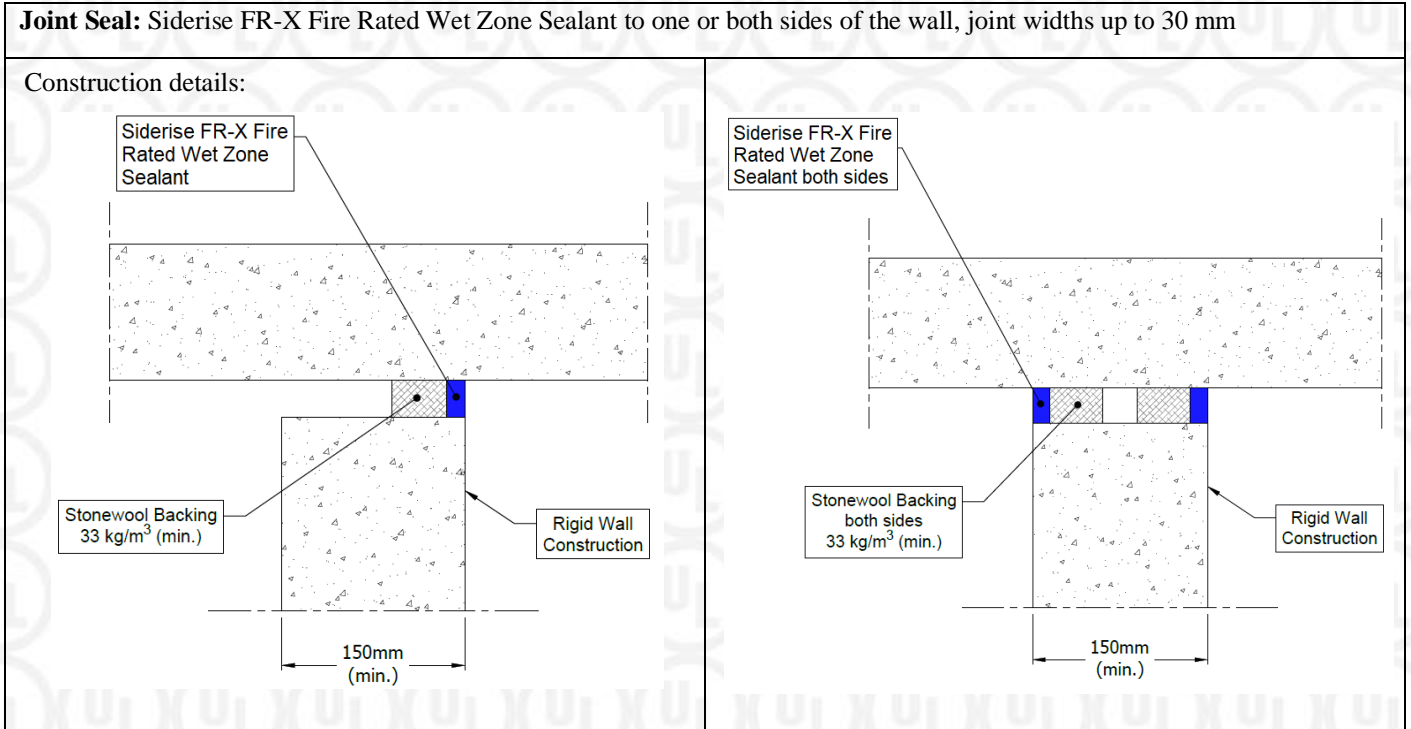
Page 9/26

Date of Issue 2023-10-31

Rigid wall constructions with wall thickness of minimum 150 mm

Linear horizontal wall joints abutting a floor, ceiling or roof

Joint Seal: Siderise FR-X Fire Rated Wet Zone Sealant to one or both sides of the wall, joint widths up to 30 mm



Substrate	Depth (mm)	Backing	Classification
Concrete/ masonry	15 min. (one side)	45 mm stone wool minimum 33 kg/m ³	E 240 – T – X – F – W 30 EI 60 – T – X – F – W 30
	15 min. (both side)	45 mm stone wool minimum 33 kg/m ³	EI 240 – T – X – F – W 30



Appendix UL-EU CERTIFICATE

Certificate No. UL-EU-01285-EN

Page 10/26

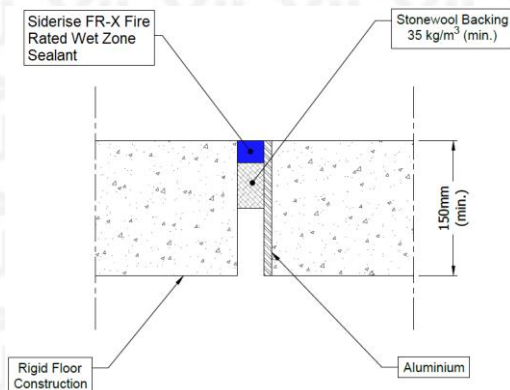
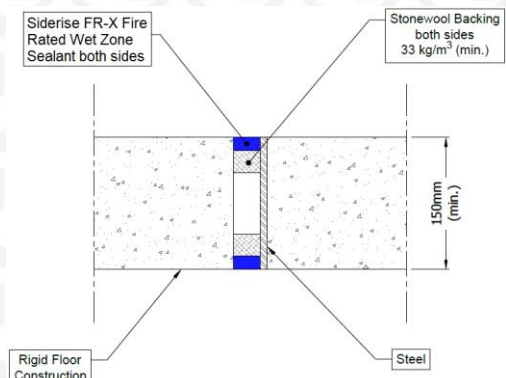
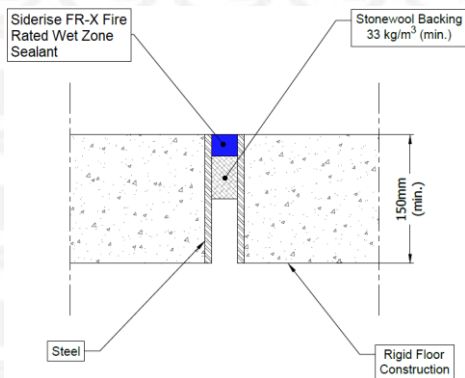
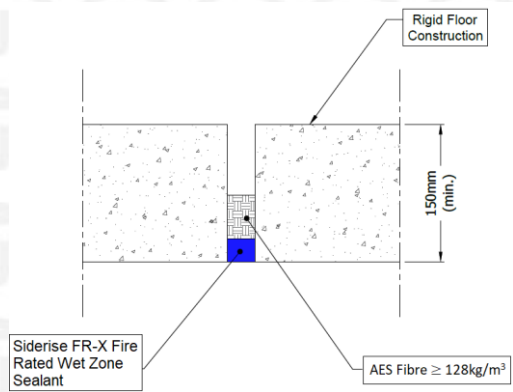
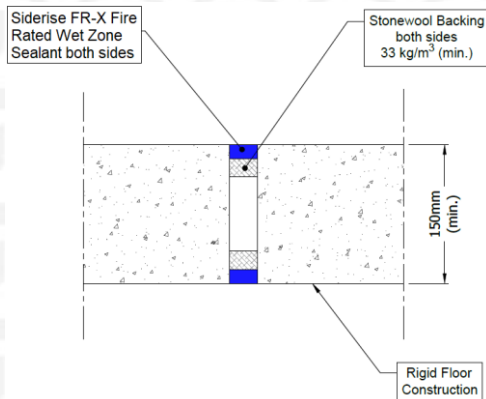
Date of Issue 2023-10-31

Rigid floor constructions according to 1.2.1 with floor thickness of minimum 150 mm

Linear joints in a horizontal construction, horizontal linear joints in a vertical construction and horizontal floor joints abutting a wall

Joint Seal: Siderise FR-X Fire Rated Wet Zone Sealant to one or both sides of the floor, joint widths up to 30 mm

Construction details:



Appendix UL-EU CERTIFICATE

Certificate No. UL-EU-01285-EN
 Page 11/26
 Date of Issue 2023-10-31

Substrate	Depth (min)	Backing	Position	Classification
Concrete	15 mm	20 mm stonewool minimum 33 kg/m ³	Both	EI 240 – H – X – F – W 30
	25 mm	48 mm AES Fibre ≥ 128kg/m ³	Any	E 240 – H – X – F – W 30 EI 180 – H – X – F – W 30
Steel/steel or steel/ concrete	25 mm	50 mm stonewool minimum 33 kg/m ³	Top	E 240 – H – X – F – W 30 EI 20 – H – X – F – W 30 ¹
	15 mm	25 mm stonewool minimum 33 kg/m ³	Both	E 180 – H – X – F – W 30 EI 45 – H – X – F – W 30 ²
Aluminium / concrete	25 mm	50 mm stonewool minimum 35 kg/m ³	Top	E 240 – H – X – F – W 30 EI 15 – H – X – F – W 30 ³

*Additional and for information only.

The classifications provided in Table A.3.1.1 consider the insulation performance of all components within the firestopping system as per the requirements of EN 1366-4. This includes temperature evaluation of the steel substrate.

In relation to each of the above classifications, temperatures recorded on the seal (exclusive of the supporting construction) exceeded the maximum allowable after the following times (rounded down):

¹ 60, ² 120, ³ 90



Appendix UL-EU CERTIFICATE

Certificate No. UL-EU-01285-EN

Page 12/26

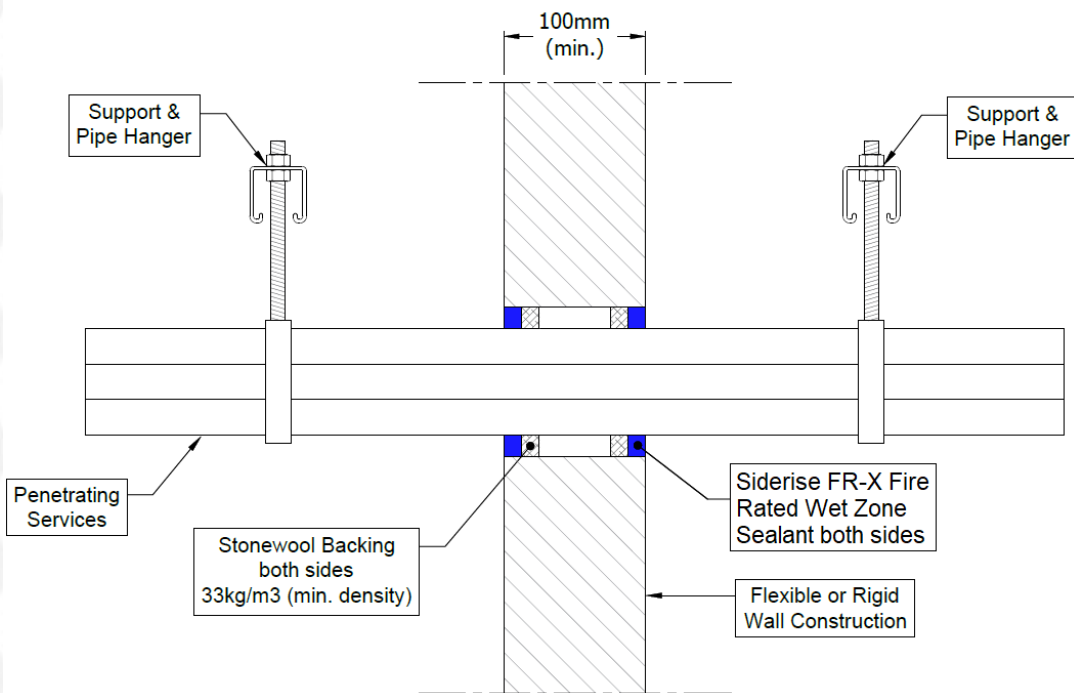
Date of Issue 2023-10-31

Flexible and rigid wall constructions according to 1.2.1 with wall thickness of minimum 100 mm

Double side penetration seal with cables and conduits

Penetration Seal: Cables (single or bundles up to 100 mm Ø) and conduits fitted at any position within the aperture, with Siderise FR-X Fire Rated Wet Zone Sealant to both sides of the wall, backed with stone wool insulation. Minimum annular space 10 mm (a1) and minimum separation between penetration seals 30 mm (a2).

Construction details:



Double sided penetration seal with cables

Services	Sealant depth (min.)	Backing (min.)	Aperture Ø	Classification
Cables up to 21 mm Ø	12.5 mm	Stone wool 12.5 mm deep 33 kg/m ³	Maximum annular ring width 30 mm	E 90, EI 60
Cables up to 21 mm Ø, in bundles up to 50 mm Ø				EI 60
Cables up to 21 mm Ø, in bundles up to 100 mm Ø				E 60, EI 45



Appendix UL-EU CERTIFICATE

Certificate No. UL-EU-01285-EN
 Page 13/26
 Date of Issue 2023-10-31

Double sided penetration seal with conduits

Services	Sealant depth (min.)	Backing (min.)	Maximum Annular space	Classification
PVC pipe				
Diameter 32 mm, wall thickness 1.6 mm for PVC pipes, fully or partially filled conduits with cables up to 21 mm diameter	12.5 mm	Stone wool 12.5 mm deep 33 kg/m ³	30 mm	E 90, EI 60 C/C
Maximum diameter 32 mm, wall thickness 1.0-2.4 mm for PVC pipes, fully or partially filled conduits with cables up to 21 mm diameter	25 mm	None	30 mm	E 90, EI 60 C/C
PP pipe				
Diameter 32 mm, wall thickness 4.4 mm for PP pipes, fully or partially filled conduits with cables up to 21 mm diameter	12.5 mm	Stone wool 12.5 mm deep 33 kg/m ³	30 mm	E 90, EI 60 C/C
Maximum diameter 32 mm, wall thickness 1.8-4.4 mm for PP pipes, fully or partially filled conduits with cables up to 21 mm diameter	25 mm	None	30 mm	E 90, EI 60 C/C



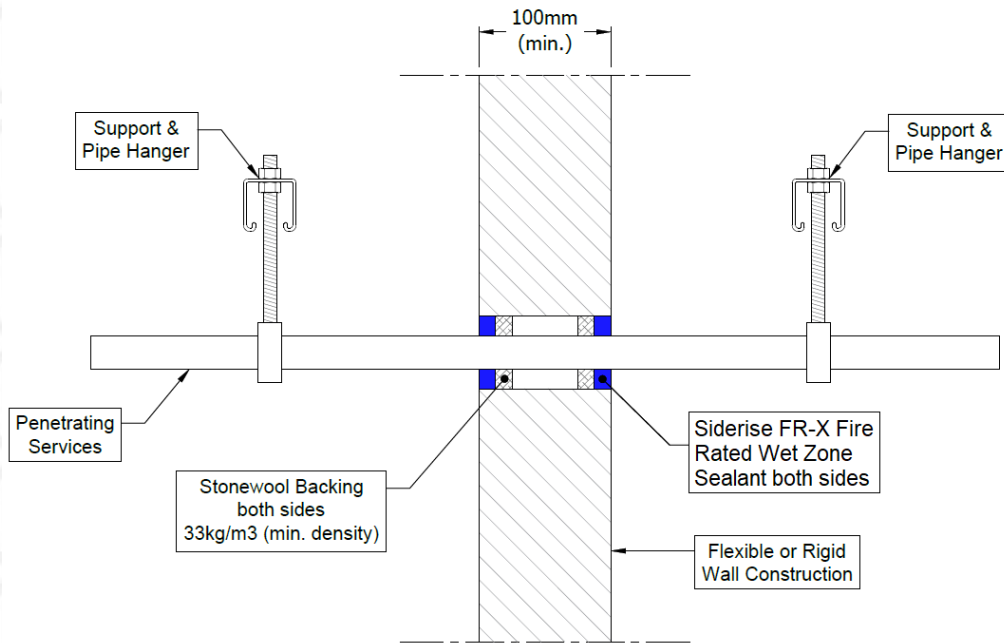
Appendix UL-EU CERTIFICATE

Certificate No. UL-EU-01285-EN
 Page 14/26
 Date of Issue 2023-10-31

Double side penetration seal with metallic (and composite) pipes

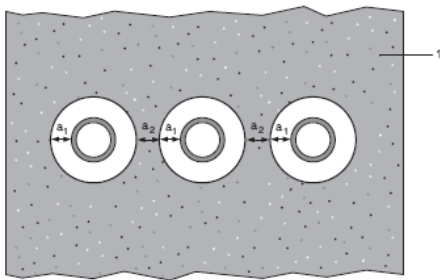
Penetration Seal: Pipe (single) fitted at any position within the aperture, with 12.5 mm deep Siderise FR-X Fire Rated Wet Zone Sealant to both sides of the wall, backed with 12.5 mm deep stone wool insulation minimum 33kg/m³. Minimum annular space 10 mm (a1) and minimum separation between penetration seals 30 mm (a2).

Construction details:



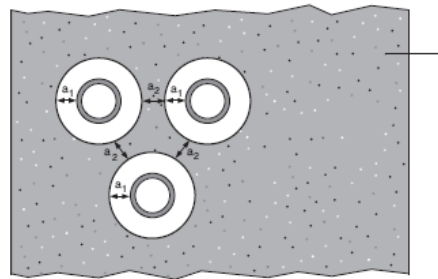
Configuration 1:

Option 1



Configuration 2:

Option 2



Key

- 1 Supporting construction
- a1 Pipe / top edge of seal separation
- a2 Pipe / side edge of seal separation
- a3 Pipe / pipe separation

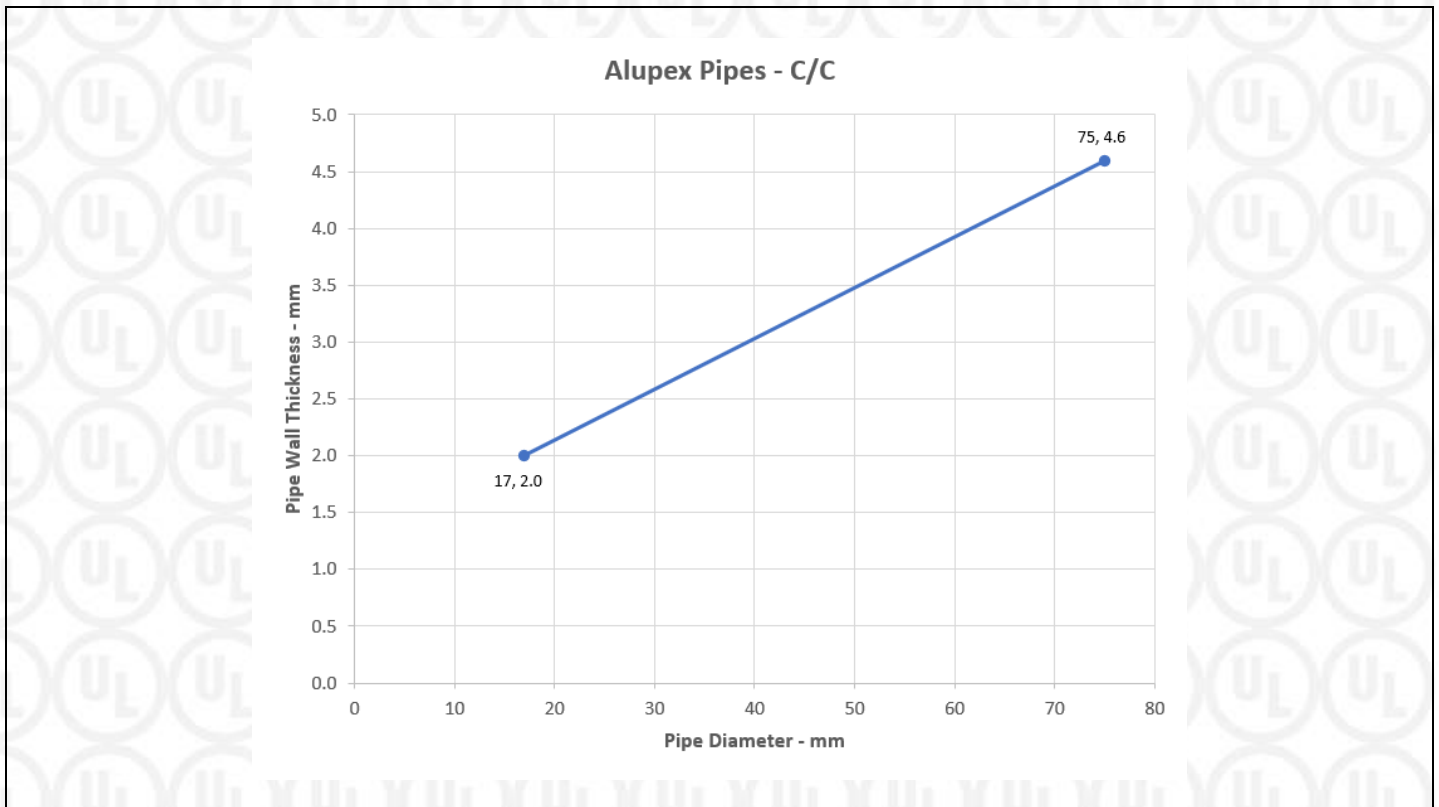


Appendix UL-EU CERTIFICATE

Certificate No. UL-EU-01285-EN
 Page 15/26
 Date of Issue 2023-10-31

Services	Sealant depth (min.)	Backing (min.)	Aperture Ø	Classification
Alupex composite pipe 16-20 mm diameter/2.0 mm wall	12.5 mm	Stone wool 12.5 mm deep 33 kg/m ³	Maximum annular ring width 30 mm	EI 120 C/C
Alupex composite pipe 17-75 mm diameter/ *				E 90, EI 15 C/C
Steel pipe 4-22 mm diameter/1.0-11.0 mm wall				EI 120 C/U
Copper or steel pipe 6-12 mm diameter/0.8-6.0 mm wall				E 120, EI 60 C/C
Copper or steel pipe 13-54 mm diameter/0.8-14.2 mm wall				E 90 C/C

* See below graphs for interpolated pipe sizes



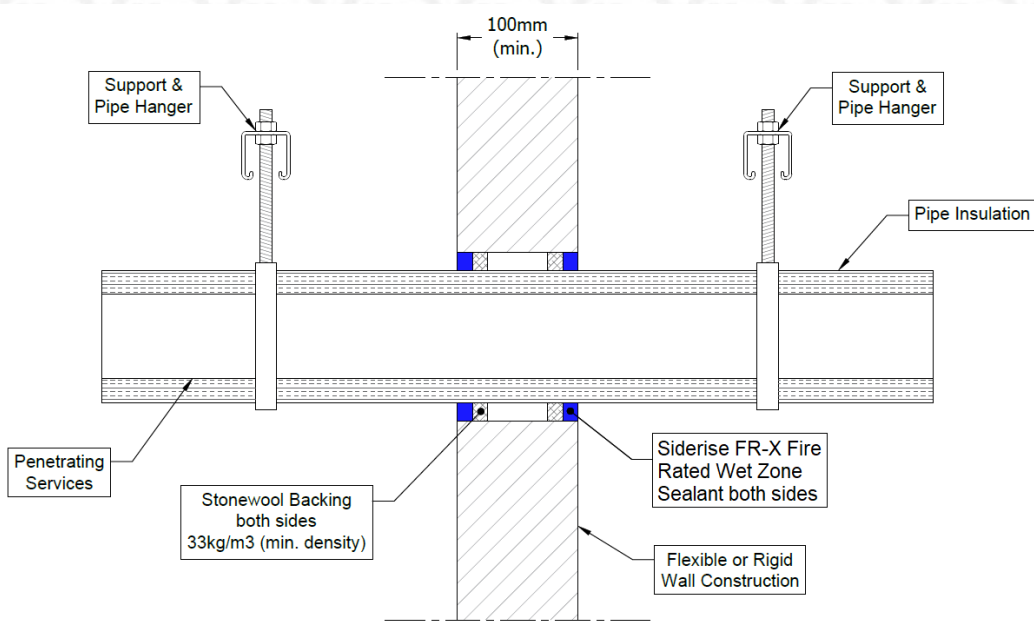
Appendix UL-EU CERTIFICATE

Certificate No. UL-EU-01285-EN
 Page 16/26
 Date of Issue 2023-10-31

Double side penetration seal with metallic pipes

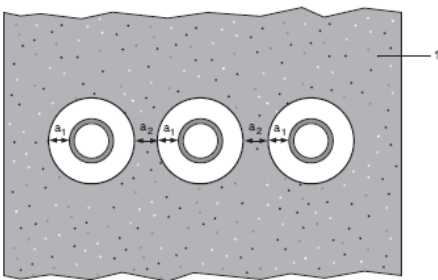
Penetration Seal: CS (Continuous Sustained) insulated metallic pipes (single) fitted at any position within the aperture, with minimum 12.5 mm Siderise FR-X Fire Rated Wet Zone Sealant to both sides of the wall, backed with minimum 12.5 mm deep stone wool insulation minimum 33 kg/m³. Minimum annular space 10 mm (a1) and minimum separation between penetration seals 30 mm (a2). Maximum annular ring width 30 mm.

Construction details:



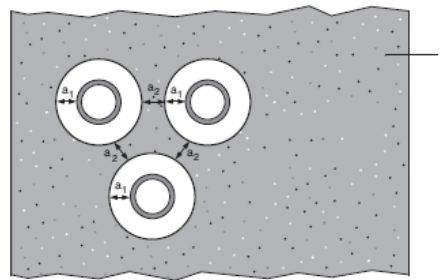
Configuration 1:

Option 1



Configuration 2:

Option 2



Key

- 1 Supporting construction
- a1 Pipe / top edge of seal separation
- a2 Pipe / side edge of seal separation
- a3 Pipe / pipe separation



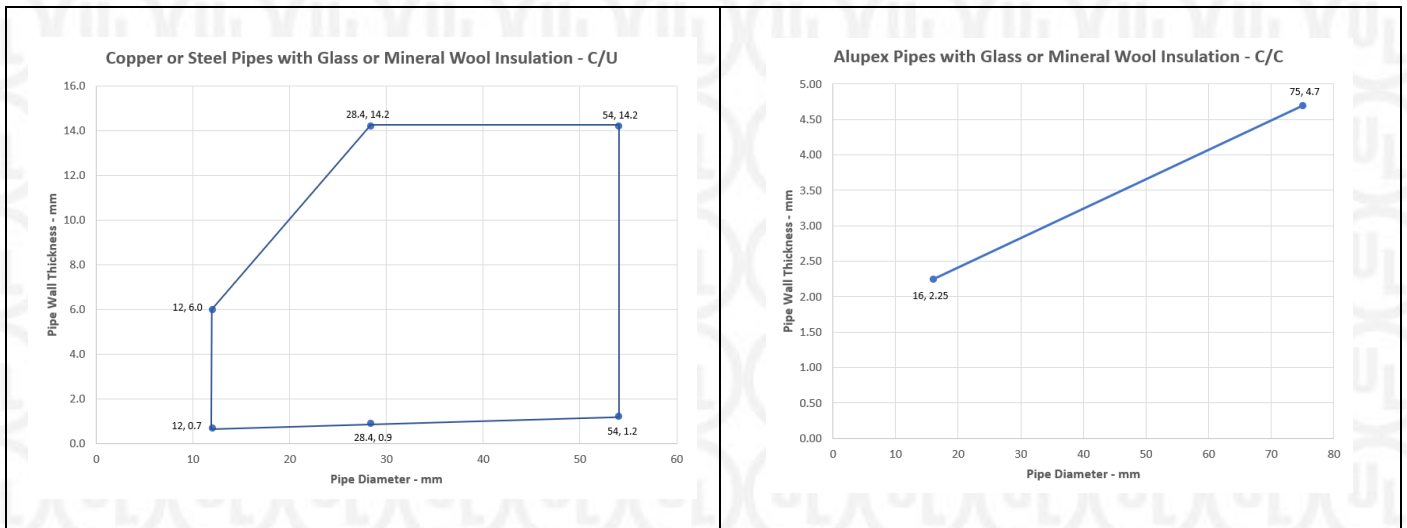
Appendix UL-EU CERTIFICATE

Certificate No. UL-EU-01285-EN
 Page 17/26
 Date of Issue 2023-10-31

Double sided penetration seal with pipes

Services	Insulation	Classification
Copper or steel pipe maximum 54 mm diameter/0.7-14.2 mm wall *	20 mm thick glass or stone, mineral wool min. 75 kg/m ³	EI 90 C/U
Copper or steel pipe maximum 54 mm diameter/0.7-14.2 mm wall *	20-40 mm thick glass or stone, mineral wool min. 75 kg/m ³	E 90, EI 60 C/U
Alupex composite pipe 75 mm diameter/ 4.7 mm wall	60 mm thick glass or stone, mineral wool min. 75 kg/m ³	EI 120 C/C
Alupex composite pipe maximum 75 mm diameter/ *	20-60 mm thick glass or stone, mineral wool min. 75 kg/m ³	EI 90 C/C

* See below graphs for interpolated pipe sizes



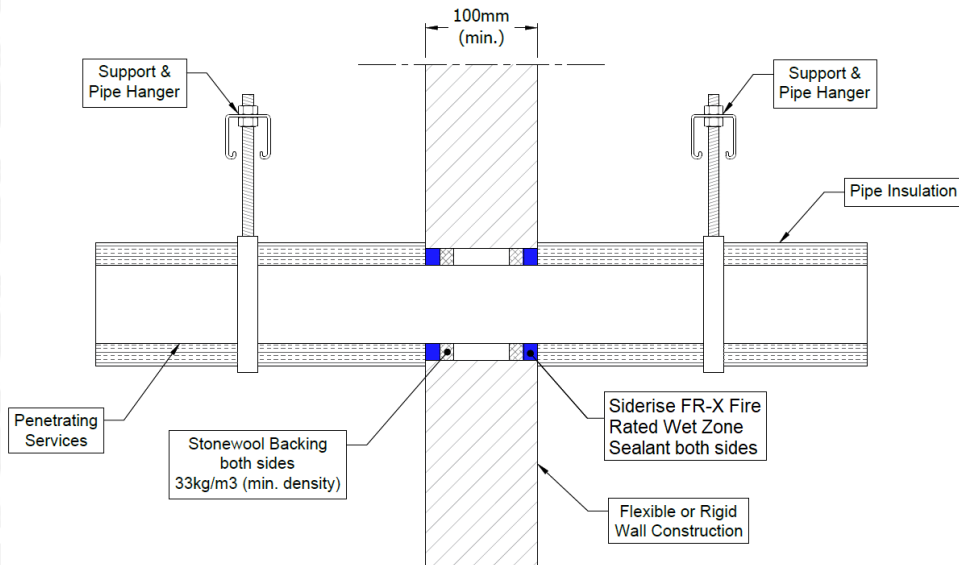
Appendix UL-EU CERTIFICATE

Certificate No. UL-EU-01285-EN
 Page 18/26
 Date of Issue 2023-10-31

Double side penetration seal with metallic (and composite) pipes

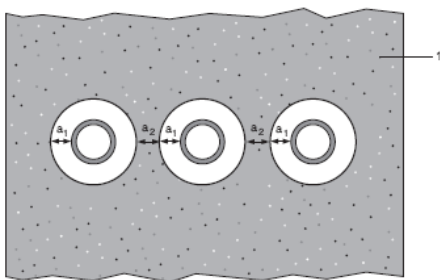
Penetration Seal: LI (Local Interrupted) of minimum length stated below or CI (Continuous Interrupted) insulated metallic pipes and composite (single) fitted at any position within the aperture, with minimum 12.5 mm Siderise FR-X Fire Rated Wet Zone Sealant to both sides of the wall, backed with minimum 12.5 mm deep stone wool insulation minimum 33 kg/m³. Minimum annular space 10 mm (a1) and minimum separation between penetrations seals 30 mm (a2). Maximum annular ring width 30 mm.

Construction details:



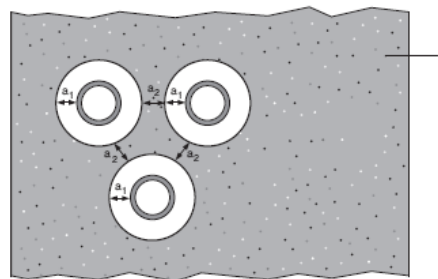
Configuration 1:

Option 1



Configuration 2:

Option 2



Key

- 1 Supporting construction
- a1 Pipe / top edge of seal separation
- a2 Pipe / side edge of seal separation
- a3 Pipe / pipe separation



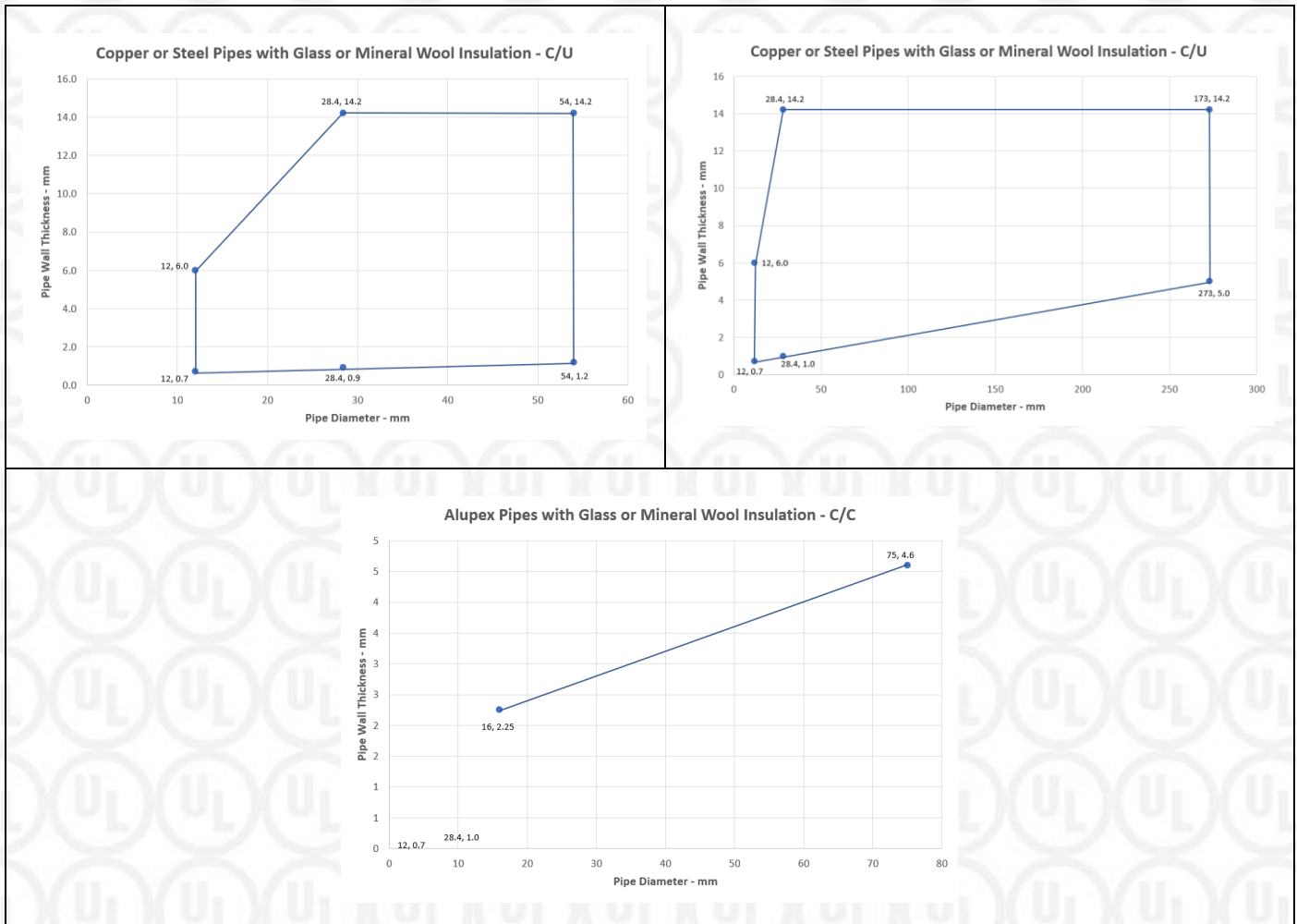
Appendix UL-EU CERTIFICATE

Certificate No. UL-EU-01285-EN
 Page 19/26
 Date of Issue 2023-10-31

Double sided penetration seal with pipes

Services	Insulation (minimum)	Classification
Copper or steel pipe maximum 54 mm diameter/0.7-14.2 mm wall *	500 mm length of 20 mm thick glass or stone, mineral wool 75 kg/m ³	E 90, EI 60 C/U
Steel pipe maximum 273 mm diameter/0.7-14.2 mm wall *	500 mm length of 30 mm thick glass or stone, mineral wool 75 kg/m ³	E 90, EI 60 C/U
Alupex composite pipe 16 mm diameter/ 2.25 mm wall	500 mm length of 20 mm thick glass or stone, mineral wool 75 kg/m ³	EI 120 C/C
Alupex composite pipe maximum 75 mm diameter/ *	500 mm length of 25 mm thick glass or stone, mineral wool 75 kg/m ³	E 120, EI 90 C/C

* See below graphs for interpolated pipe sizes



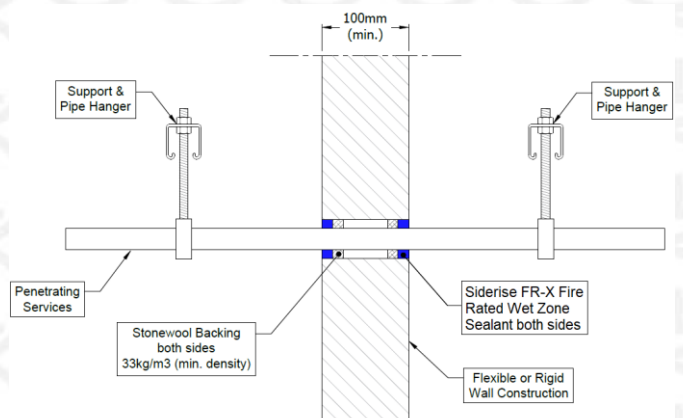
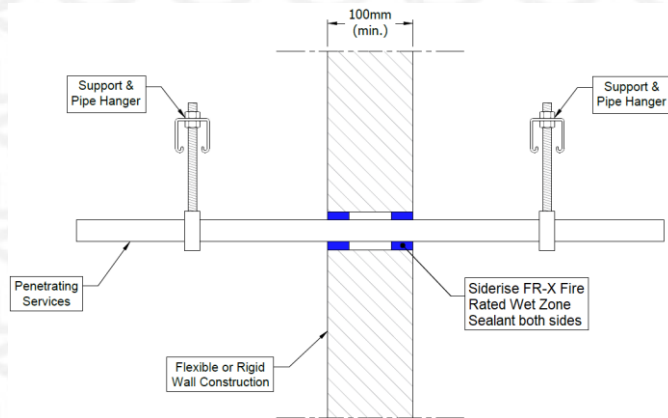
Appendix UL-EU CERTIFICATE

Certificate No. UL-EU-01285-EN
 Page 20/26
 Date of Issue 2023-10-31

Double side penetration seal with plastic pipes

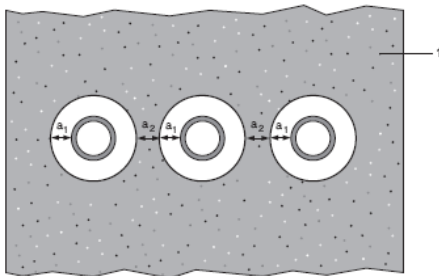
Penetration Seal: Plastic pipes (single) fitted at any position within the aperture, with 25 mm Siderise FR-X Fire Rated Wet Zone Sealant to both sides of the wall. Minimum annular space 10 mm (a_1) and minimum separation between penetration seals 30 mm (a_2).

Construction details:



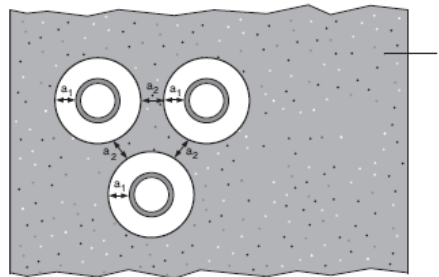
Configuration 1:

Option 1



Configuration 2:

Option 2



Key

- 1 Supporting construction
- a1 Pipe / top edge of seal separation
- a2 Pipe / side edge of seal separation
- a3 Pipe / pipe separation

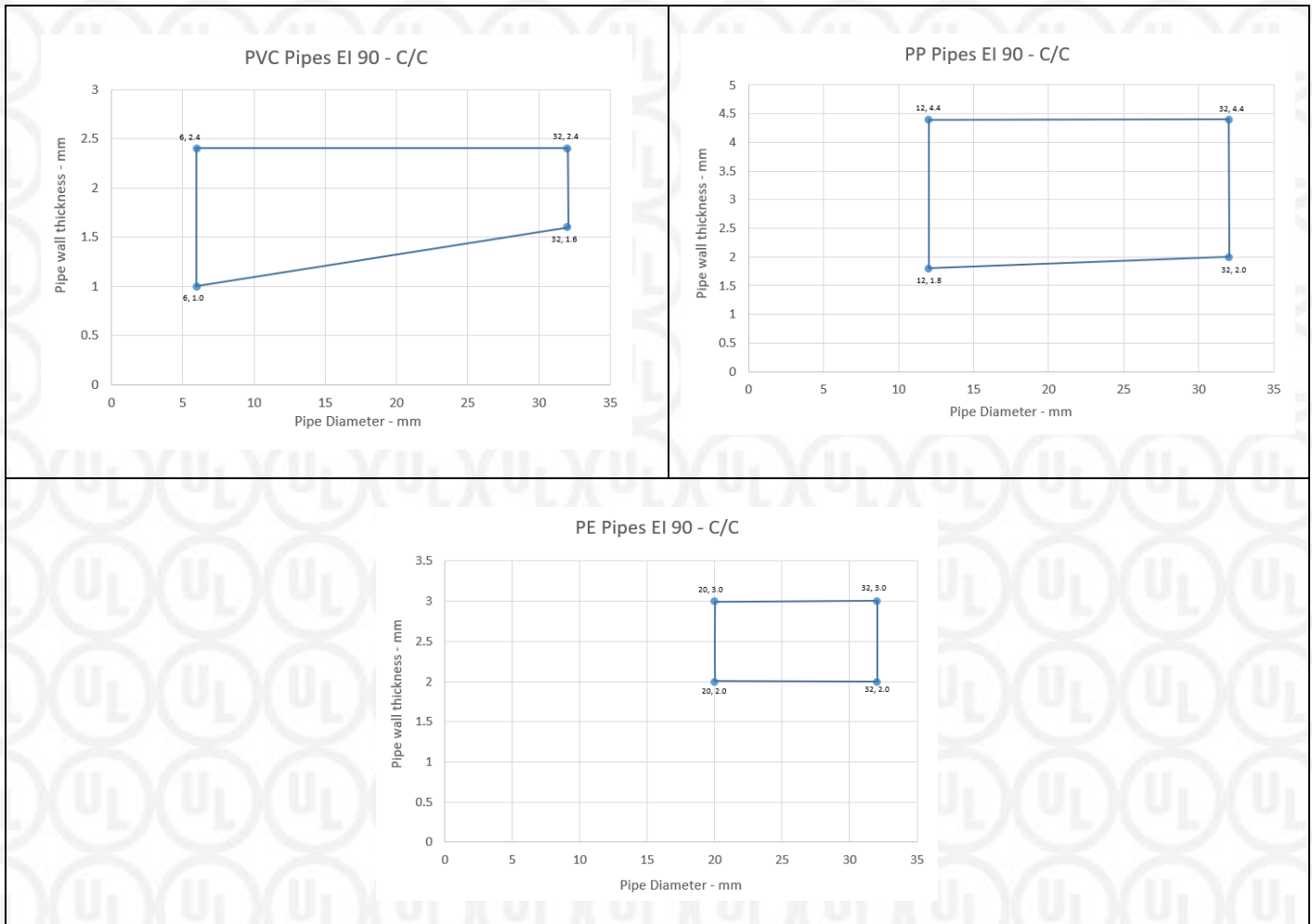


Appendix UL-EU CERTIFICATE

Certificate No. UL-EU-01285-EN
 Page 21/26
 Date of Issue 2023-10-31

Services	Sealant depth (minimum)	Backing (minimum)	Classification
PVC pipe			
32 mm Ø/1.6 mm wall	12.5 mm	Stone wool 12.5 mm deep 33 kg/m ³	E 90, EI 60 C/C
6-32 mm Ø/1.0-2.4 mm wall*	25 mm	None	EI 90 C/C
PP pipe			
32 mm Ø/4.4 mm wall	12.5 mm	Stone wool 12.5 mm deep 33 kg/m ³	E 90, EI 60 C/C
12-32 mm Ø/1.8-4.4 mm wall*	25 mm	None	EI 90 C/C
PE pipe			
20-32 mm Ø/2.0-3.0 mm wall*	25 mm	None	EI 90 C/C

*See below graphs for interpolated pipe sizes and permitted pipe wall thicknesses



Appendix UL-EU CERTIFICATE

Certificate No. UL-EU-01285-EN

Page 22/26

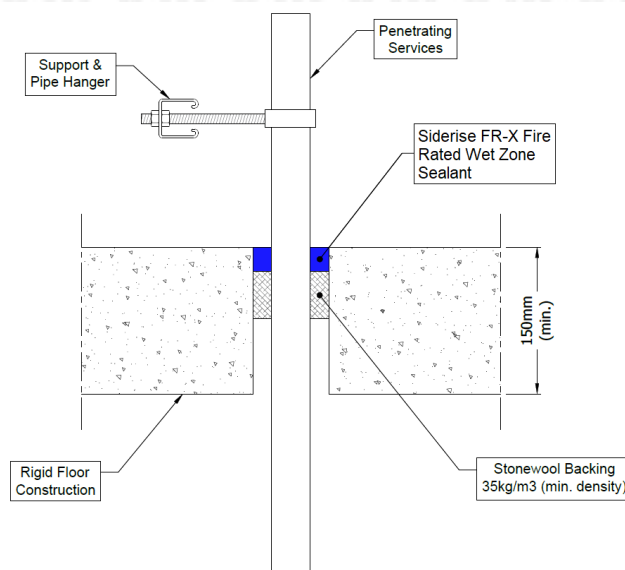
Date of Issue 2023-10-31

Rigid floor constructions according to 1.2.1 with floor thickness of minimum 150 mm

Single side penetration seal with pipes

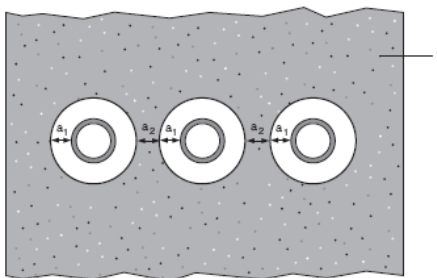
Penetration Seal: Pipes fitted at any position within the aperture, with Siderise FR-X Fire Rated Wet Zone Sealant to the top face of the floor, backed with 48 mm stone wool minimum 35kg/m³. Minimum annular space 10 mm (a1) and minimum separation between penetration seals 30 mm (a2).

Construction details:



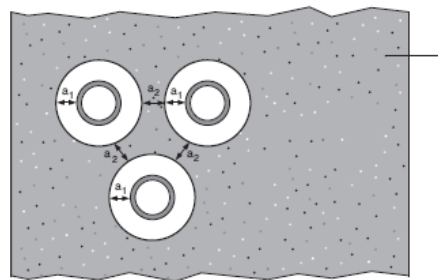
Configuration 1:

Option 1



Configuration 2:

Option 2



Key

- 1 Supporting construction
- a1 Pipe / top edge of seal separation
- a2 Pipe / side edge of seal separation
- a3 Pipe / pipe separation



Appendix UL-EU CERTIFICATE

Certificate No. UL-EU-01285-EN
 Page 23/26
 Date of Issue 2023-10-31

Services	Sealant depth (min.)	Backing (min.)	Aperture (max.)	Classification
Mild or stainless steel pipe				
4-16 mm diameter/1.0-8.0 mm wall	25 mm	48 mm stone wool	Annular ring width 30 mm	EI 120 C/U
Copper or steel pipe				
Up to 10 mm diameter/0.7-5.0 mm wall	25 mm	48 mm stone wool	Annular ring width 30 mm	EI 120 C/C
11-15 mm diameter/0.7-7.5 mm wall	25 mm	48 mm stone wool	Annular ring width 30 mm	E 120, EI 45 C/C
Alupex composite pipe				
16-20 mm diameter/2.0 mm wall	25 mm	48 mm stone wool	Annular ring width 30 mm	EI 120 C/C

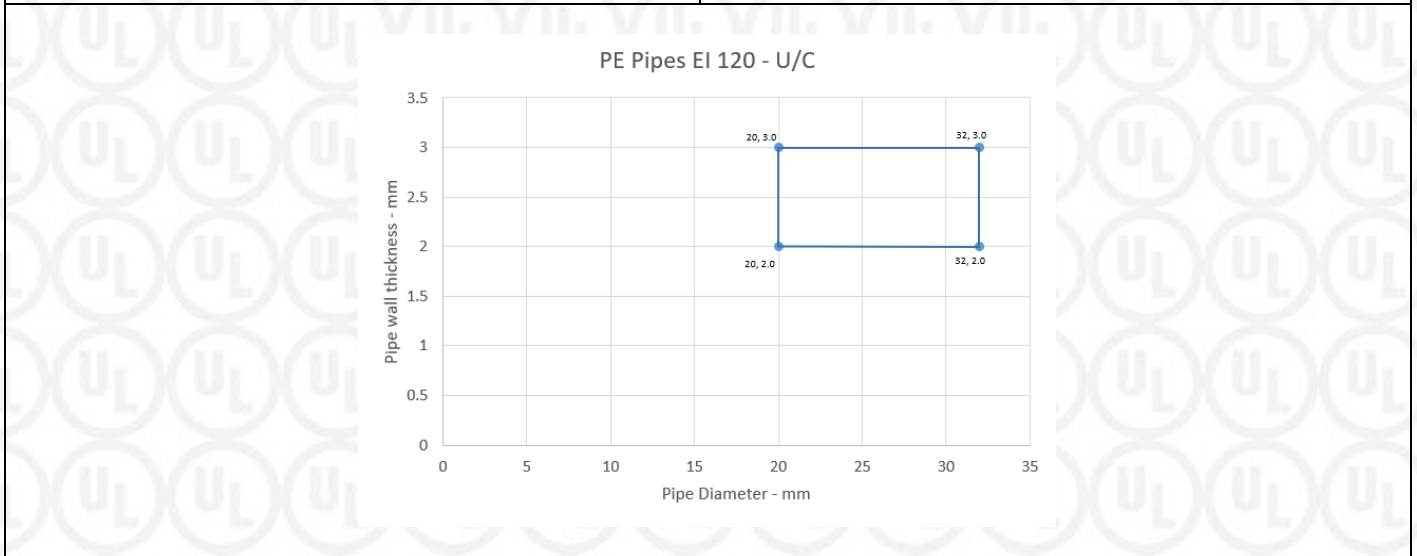
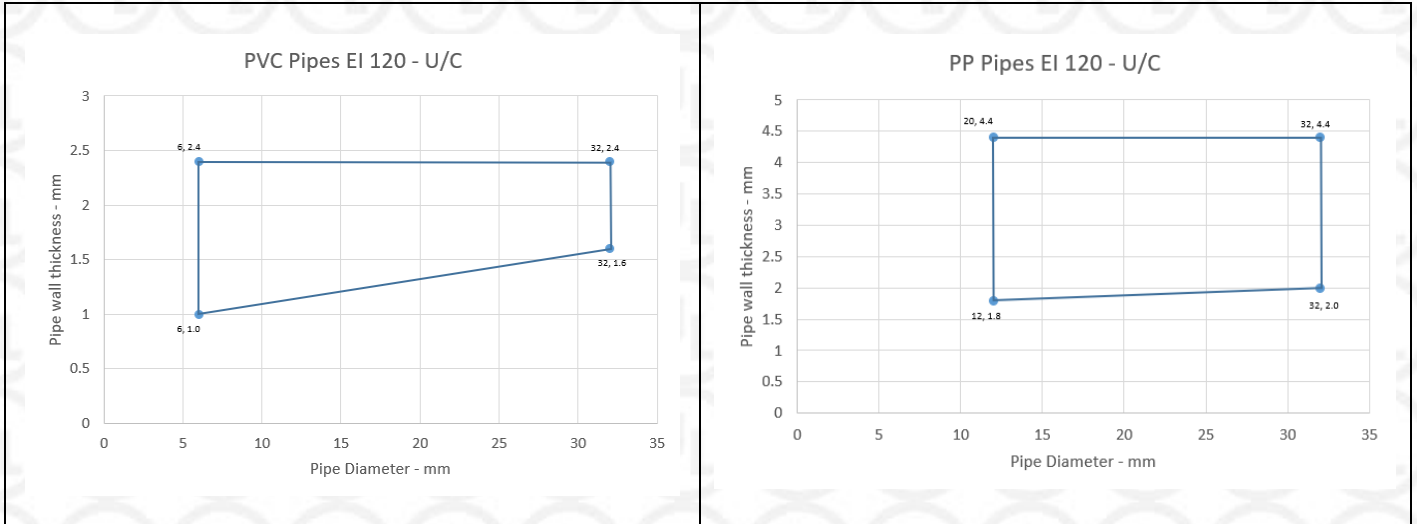
Services	Sealant depth (min.)	Backing (min.)	Classification
PVC-U pipe according to EN 1329-1, EN 1452-1 and EN 1453-1, PVC-C according to EN 1566-1			
6-32 mm diameter/1.0-2.4 mm wall*	25 mm	48 mm stone wool	EI 120 U/C
PP pipe according to EN 1451-1			
12-32 mm diameter/1.8-4.4 mm wall*	25 mm	48 mm stone wool	EI 120 U/C
PE pipe according to EN 1519-1, EN 12201-2 and EN 12666-1, ABS according to EN 1455-1 and pipes made from SAN+PVC according to EN 1565-1			
20-32 mm diameter/2.0-3.0 mm wall*	25 mm	48 mm stone wool	EI 120 U/C

*See below graphs for interpolated pipe sizes and permitted pipe wall thicknesses



Appendix UL-EU CERTIFICATE

Certificate No. UL-EU-01285-EN
Page 24/26
Date of Issue 2023-10-31



Appendix UL-EU CERTIFICATE

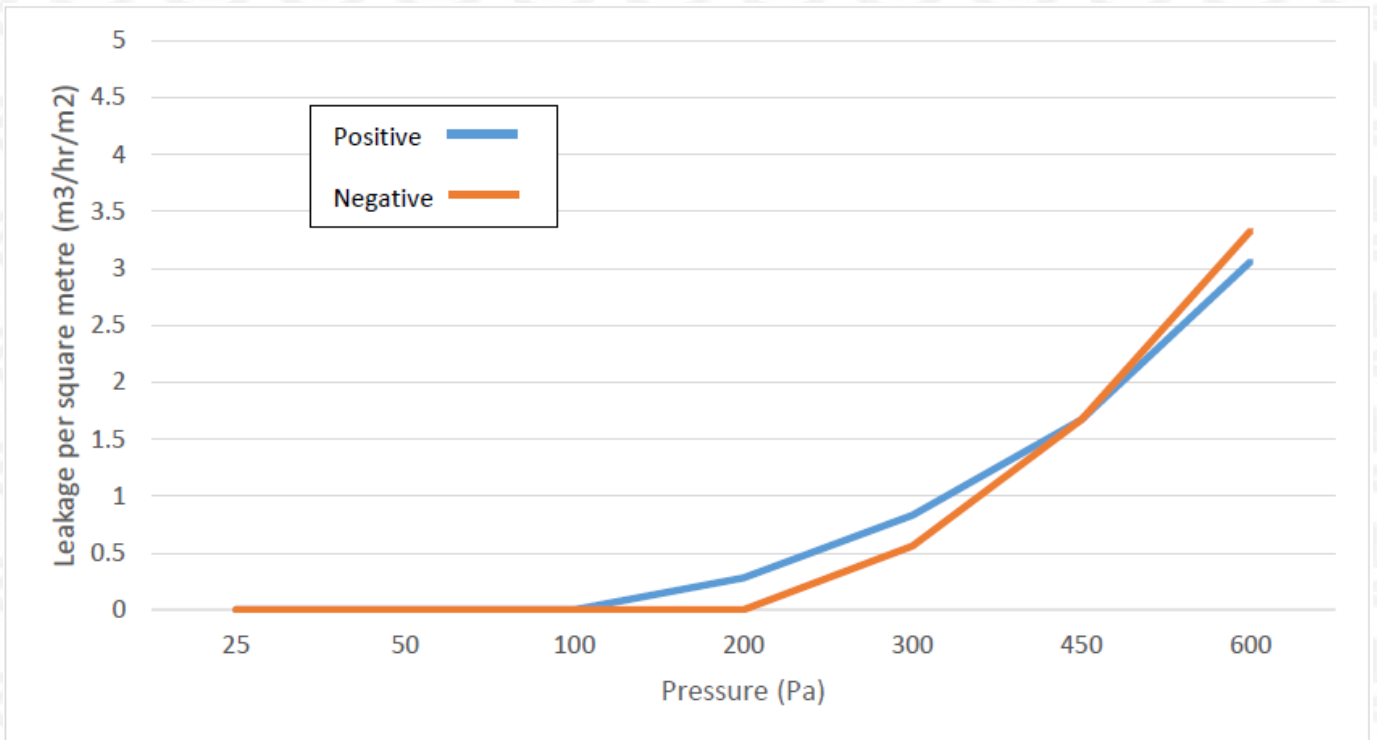
Certificate No. UL-EU-01285-EN

Page 25/26

Date of Issue 2023-10-31

ANNEX B – Air Permeability – Siderise FR-X Fire Rated Wet Zone Sealant (Applicable to linear joint and gap seals only)

Product tested	10mm deep x 30mm wide Siderise FR-X Fire Rated Wet Zone Sealant		
Summary of testing procedure		Result	
	Pressure (Pa)	Leakage (m ³ /h)	Leakage (m ³ /m ² /h)
Results under negative chamber pressure	25	0.00	0.00
	50	0.00	0.00
	100	0.00	0.00
	200	0.00	0.00
	300	0.02	0.56
	450	0.03	0.83
	600	0.1	2.78
Results under positive chamber pressure	25	0.00	0.00
	50	0.00	0.00
	100	0.00	0.00
	200	0.01	0.28
	300	0.03	0.83
	450	0.06	1.67
	600	0.11	3.06



Appendix UL-EU Certificate

Certification Mark	UL-EU mark
Certificate No.	UL-EU-01285-EN
Page	26/26
Date of Issue	2023-10-31

The UL-EU Mark, as displayed below, shall appear on certified products only. Minimum size is not specified, as long as the Mark is legible. The following is suggested.



The minimum height of the registered trademark symbol ® shall be 1 mm. When the overall diameter of the UL-EU Mark is less than 9.5 mm, the trademark symbol may be omitted if it is not legible to the naked eye.

The UL-EU Mark may appear on a label, nameplate, or may be cast, stamped or molded into the product. When appearing on a label or nameplate, the Manufacturer's name or trademark along with a model number are also required on that same label or nameplate. If cast, stamped or molded, the Manufacturer's name or trademark and model number shall also appear elsewhere on the product.

All content shall be in accordance with the details provided on this UL-EU Certificate.

PROCUREMENT

The Production site may reproduce the Mark or obtain it from a UL authorized supplier. The list of UL authorized suppliers can be found on UL's online directory at www.ul.com.

